

DS200 Hazardous Location Plugs & Receptacles – 200 A

Devices rated for hazardous locations are not returnable.

SP US Ratings

- Voltage**
600 VAC
- Current Interruption Capability**
Not for current interrupting
- Horsepower Ratings**

208V	3Ø	40 hp
240V	3Ø	40 hp
480V	3Ø	100 hp
600V	3Ø	100 hp
- Short Circuit Rating**
10kA Withstand
Tested with RK1 current limiting fuses sized at 400% of the highest full load motor ampacity.
- Environmental Ratings**
Type 4X
- Temperature Range**
Min -40°F/Max 104°F
See pg 258 for temps below -15°F.
- Wiring Capacity**
Min 4 AWG Max 4/0 AWG
Aux Contacts - Max 14 AWG
Based on THHN wire sizes
- Applicable Standards**
CSA C22.2 No. 182.1-07
C22.2 No. 213-M1987
- Hazardous Ratings**
Class I, Division 2, Groups ABCD, T6
Class I, Zone 2, IIC



! Don't forget to add installation accessories to your order

Voltage	Polarity	Part # Metal	Part # Metal
120V	1P+N+G	36-24165-xxx-HAZ	36-28165-xxx-HAZ
120 208V	3P+N+G	36-24167-xxx-HAZ	36-28167-xxx-HAZ
125V	1P+N+G	36-24075-xxx-HAZ	36-28075-xxx-HAZ
125 250V	2P+N+G	36-24076-xxx-HAZ	36-28076-xxx-HAZ
208V	2P+G	36-24162-xxx-HAZ	36-28162-xxx-HAZ
208V	3P+G	36-24163-xxx-HAZ	36-28163-xxx-HAZ
250V	2P+G	36-24072-xxx-HAZ	36-28072-xxx-HAZ
250V	3P+G	36-24073-xxx-HAZ	36-28073-xxx-HAZ
277V	1P+N+G	36-24045-xxx-HAZ	36-28045-xxx-HAZ
277 480V	3P+N+G	36-24047-xxx-HAZ	36-28047-xxx-HAZ
347 600V	3P+N+G	36-24147-xxx-HAZ	36-28147-xxx-HAZ
480V	2P+G	36-24042-xxx-HAZ	36-28042-xxx-HAZ
480V	3P+G	36-24043-xxx-HAZ	36-28043-xxx-HAZ
600V	2P+G	36-24142-xxx-HAZ	36-28142-xxx-HAZ
600V	3P+G	36-24143-xxx-HAZ	36-28143-xxx-HAZ

The xxx represents any and all device options; if no options are needed, the xxx suffix should be omitted.

Part Number Example

480V DS200 + 2 aux contacts
DS200 recept 3P+G = 36-24043-972-HAZ

480V DS200 with no options
DS200 recept 3P+G = 36-24043-HAZ

Receptacle Options	Suffix #	Inlet Options	Suffix #
With 2 Auxiliary/Pilot Contacts	Recept # - 972	With 2 Auxiliary/Pilot Contacts	Inlet # - 972
With 4 Auxiliary/Pilot Contacts	Recept # - 174	With 4 Auxiliary/Pilot Contacts	Inlet # - 174
With 6 Auxiliary/Pilot Contacts	Recept # - 976	With 6 Auxiliary/Pilot Contacts	Inlet # - 976
180° Opening Lid	Recept # - 180**	With No Lockout Hole	Inlet # - A155
Normally Open Lid Configuration	Recept # - NO		

Notes: ** Required when mating to panel mounted male inlet.

Feature Spotlight – Screw-Type Locking Pawl



! Listing Requirement
Users must tighten screw to lock the plug in the mated position

5/16" hole for added security

Zone 2/Division 2 DS200 receptacles feature a standard screw-type locking pawl. This required feature allows the user to lock the plug to the receptacle by tightening a screw on the pawl. For added security, a lockout hole is included on the receptacle that enables the user to insert a 5/16" lock or locking pin to prevent the plug from being disconnected or to lock the receptacle lid closed.

! See pages 235-244 for detailed information on these options

INSTALLATION ACCESSORIES – SIZE 6

Accessories rated for hazardous locations are not returnable.

HANDLES

HANDLE w/NPT	Part # Metal
1"	5K6P0N10
1 1/4"	5K6P0N12
1 1/2"	5K6P0N15
2"	5K6P0N20
2 1/2"	5K6P0N25
3"	5K6P0N30




Metal

For available cord grips, see pg 168.

SANTOPRENE HANDLE w/Cable Range

 IP66/IP67	.984 - 1.378"	556P0D35
	1.378 - 1.772"	556P0D45
	1.772 - 1.929"	556P0D49

BOXES

METAL ANGLE WITH METAL BOX w/NPT	Part #
 60° 1 1/2"	7K6C6N15
60° 2"	7K6C6N20
60° 2 1/2"	7K6C6N25

* 248.4 in³

* Interior volume with receptacle installed.

NPT on top or bottom (if rotated). For other NPT configurations, contact customer service.



Cable Range	NPT	Cable Range	NPT
.660 - 1.000"	1"	1.190 - 2.438"	2"
.875 - 1.375"	1 1/4"	2.062 - 2.438"	2 1/2"
.890 - 1.812"	1 1/2"	2.438 - 2.812"	3"

NPT sizes are determined by the cable diameter and third party cord grip.


ANGLES

METAL ANGLE

 0°	5K6M0
 60°	5K6M6

MISCELLANEOUS ACCESSORIES


PROTECTIVE INLET/PLUG CAP

 39-2A426	For Inlets/Plugs Only.
--	------------------------

PADLOCKABLE INLET/PLUG CAP

 DS2MC	Aluminum – For Inlets/Plugs Only. -A155 suffix required to maintain water ingress protection.
---	--

CORD GRIP with MESH

 see pg 167
--

RECEPTACLE LOCKING PIN

 LP-843
--

Notes: For Zone 2 DS dimensions refer to DS dimensions on pgs 55-56.